












# First Grade Newsletter

March 25-28, 2024



## Helpful Hedgehog First Grade Reminders:

-  **March 29, 2024 Spring Holiday No School**
-  **April 10, 2024 Field Trip -Wear Class Shirt 9:15-11:15** We will eat lunch in the classroom when we return UNLESS I can get another class to trade with us😊
-  **April 19, 2024 Inspiring Americans 1:30 PM Cafeteria/Auditorium**  
Books will be sent home this week to read at home😊
-  **Family members if a student will be absent you may now send that information to [GWDAttendance@gmail.com](mailto:GWDAttendance@gmail.com)**
-  **Please remember to fill water bottles each morning at home.**
-  **Please do not send toys to school (Pokémon Cards included)**
-  **Students are required to wear tennis shoes on Monday and Wednesday for Wellness/P.E.**
-  **Students should bring a jacket our classroom is often chilly!**
-  **Please do not send individual pencil sharpeners to school.**
-  **Scholastic Books may be ordered online- You will find the link under the Parents Link on the class website.**
-  **Student of the Week: Lucy**  
We will have one student each week that will be the student of the week.  
Students will return the poster to school on the Monday of the week they are

Student of the Week, unless Monday is a holiday then return it to school on Tuesday. Students may bring individually wrapped single serving snacks to handout if they would like to. Reminder: **We have students with nut and food coloring allergies.** Family members of students with food allergies please send a Ziploc bag with some "safe snack" options labeled with the student's name I will keep them in the Observation Room for these occasions.

If you would like to a family member may:

1. Send a PowerPoint to share about the student, their career or interesting hobby.  
OR
2. Schedule a time to talk to the class about their student, read a story, talk about their career or tell about an interesting hobby. Example: Monday morning between 8:15-8:40 or Thursday morning between 8:15-8:40.



**Word Study:** Word Study Pre Assessment- **Will Be On Monday**  
(unless Monday is a holiday then we will test on Tuesday)  
Word Study Assessment -**Will Be On Friday**

If the student makes 100% on Monday they will be allowed to select 12 new words for the week. The new words should be emailed to me on **Monday night** or written and returned to school on **Tuesday morning**. The words will be used in journal writing, class assignments and the Word Study Assessment on Friday.



**Social Studies:** Inspiring Americans  
Citizenship  
Classroom Community Building Activities  
Scholastic News: Current Events



**Sharing:** March 25-28, 2024 Oviparous Animal Sharing and Surprise Egg



**My Math:** Topic 6 Two-Digit Addition and Subtraction

**Essential Question:** How can I add and subtract two-digit numbers?

**In This Chapter We Will...**

### Focus/Objectives

- Students will add tens within 100. (Lesson 1)
- Students will count on by tens and ones to find sums within 100. (Lesson 2)
- Students will add tens and ones to find sums within 100. (Lesson 3)
- Students will guess, check, and revise to solve problems. (Lesson 4)
- Students will add tens and ones to find the sum with regrouping. (Lesson 5)
- Students will subtract tens to find the difference. (Lesson 6)
- Students will use a number line to count back by tens to subtract. (Lesson 7)
- Students will relate addition and subtraction facts to solve problems. (Lesson 8)

### Essential Understanding For Students (Mathematical Practices):

- Make sense of problems and persevere in solving them. (Lesson 2,3,5,7,8)
- Reason abstractly and quantitatively. (Lesson 1,2,3,6,8)
- Construct viable arguments and critique the reasoning of others. (Lesson 1,2,3,6,7,8)
- Model with mathematics. (Lesson 1,5,6,8)
- Use appropriate tools strategically. (Lesson 1,3,5,6,7)
- Attend to precision. (Lesson 2,3,5,6)
- Look for and make use of structure. (Lesson 1,6,7,8)
- Look for and express regularity in repeated reasoning. (Lesson 1, 2,3,5,6,8)

### Major Cluster:

- Students will use place value understanding and properties of operations to add and subtract. (Lesson 1,2,3,4,5,6,7,8)
1. NBT.1 Count to 120, starting at any number less than 120. In this range, read and write numerals and represent a number of objects with a written numeral.
1. NBT.2a Understand that the two digits of a two-digit number represent amounts of tens and ones. Understand the following as special cases: 10 can be thought of as a bundle of ten ones—called a “ten.”
1. NBT.2b Understand that the two digits of a two-digit number represent amounts of tens and ones. Understand the following as special cases: the numbers from 11 to 19 are composed of a ten and one, two, three, four, five, six, seven, eight, or nine ones.
1. NBT.2c Understand that the two digits of a two-digit number represent amounts of tens and ones. Understand the following as special cases: the numbers 10, 20,

30,40,50,60,70,80,90 refer to one, two, three, four, five, six, seven, eight, or nine tens. (and 0 ones).

1. NBT.3 Compare two-digit numbers based on meanings of the tens and ones digit, recording the results of the comparisons with the symbols  $>$ ,  $=$ , and  $<$ .

1.NBT.4 Add within 100, including adding a two-digit number and a one-digit number, and adding a two-digit number and a multiple of 10, using concepts, models or drawings and strategies based on place value, properties of operations, and/or the relationship between addition and subtraction, relate the strategy to a written method and explain the reasoning used. Understand that in adding two-digit numbers, one adds tens and ones, ones and ones, and sometimes it is necessary to compose a ten. (Lesson 1, 2, 3, 4, 5)

1.NBT.5 Given a two-digit number, mentally find 10 more or 10 less than the number, without having to count, explain the reasoning used.

1.NBT.6 Subtract multiples of 10 in the range 10-90 from multiples of 10 in the range 10-90 (positive or 0 difference), using concrete models or drawings and strategies based on place value, properties of operations, and/or the relationship between addition and subtraction, relate the strategy to a written method and explain the reasoning used. (Lesson 6, 7, 8)

**Vocabulary:** tens, count on, add, guess, revise, regroup, subtract, count back, related facts



**Writing:** Animal Paragraphs, Alphabet Letters, Numbers, Sentences and Paragraphs


Alphabet Letter and Numeral Practice in our Handwriting Books

At home when students are writing please encourage the correct pencil grip and formation of letters and numbers. With continued practice students will master and develop the fine motor skills required to write legibly.

In class we are working on: Writing letters correctly and writing complete sentences

**Students are learning to ask themselves questions when writing:**

1. Did I spell the words correctly? What resources could I use for help?
2. Did I begin the sentence with a capital letter?
3. Were all the proper nouns capitalized?
4. Are my letters spaced correctly? Are they legible?
5. Did I use correct punctuation in my writing?
6. Do my words make sense to others reading the sentence?

 **Handwriting:** We are using the Zaner-Bloser Handwriting Method to help students to become more effective communicators. Zaner-Bloser provides consistent instruction in an ongoing manner. Research indicates this has proven to be an important component for overall literacy development. Students are developing effective communication skills with developmentally appropriate handwriting instruction, which has proven to lead to stronger literacy skills.  
Zaner-Bloser Handwriting ©2012

 **Communication Arts:** **Reading**

Selecting Books for Book Boxes and Beginning Book Clubs

Students will be working in cooperative groups to explore books with a common theme. Each Week groups practice a variety of skills and read books on their appropriate instructional level.


 **Self-Guided Reading:** **Book Club Books**


The books each week all have one common theme with a variety of Lexiles. Children are allowed to select their book for book club based upon interest. There are differentiated lessons to complete after reading their selected book.

 **Science:** **Animal Research**

## Reminders

 **Class Website:** <http://melindahammerschmidtgsfirstgrade.weebly.com/>

 **Assignments for the Week:** The assignments for the week are listed on the Assignment Page on the class website. This is found under the Assignments tab at the top of the class website. Most assignments each week are sent home on Monday if we are in school and on Tuesday if we are not. The assignments are sent home so that students can complete them during the week as time allows and return them on Friday.

 **Newsletter:** The newsletter on the class website has all the information for the week and curriculum that we are covering in class. This is found under the Newsletter tab at the top of the class website.

 **Distance Learning Online Platforms:** These are optional unless assigned and listed on the Assignment Page. We will use these in class at times when we begin using iPads. These provide ways to practice that are fun, providing a quick review and reinforcement of foundational skills.

 **Word Study Spelling Boxes:** Student will select 3 (three) activities to complete during the week and return to school on Friday.

 **Email:** [MelindaHammerschmidt@MissouriState.edu](mailto:MelindaHammerschmidt@MissouriState.edu)

Clipart: [https://www.etsy.com/listing/1433460870/cute-watercolor-hedgehog-clipart-bundle?click\\_key=8b09e2958ce6d4dc4842aacd8a58ef1c79735421%3A1433460870&click\\_sum=e1fefdc7&ga\\_order=most\\_relevant&ga\\_search\\_type=all&ga\\_view\\_type=gallery&ga\\_search\\_query=watercolor+hedgehogs+clipart&ref=search\\_grid-768792-1-7&pro=1&dd=1&search\\_preloaded\\_img=1](https://www.etsy.com/listing/1433460870/cute-watercolor-hedgehog-clipart-bundle?click_key=8b09e2958ce6d4dc4842aacd8a58ef1c79735421%3A1433460870&click_sum=e1fefdc7&ga_order=most_relevant&ga_search_type=all&ga_view_type=gallery&ga_search_query=watercolor+hedgehogs+clipart&ref=search_grid-768792-1-7&pro=1&dd=1&search_preloaded_img=1)