









First Grade Newsletter


September 11-15, 2023




Fantastic First Grade Reminders:

-  Please wear Class Shirts on Friday for a picture😊
-  Please remember to fill water bottles each morning at home.
-  Please do not send toys to school.
-  Students are required to wear tennis shoes on **Monday** and **Wednesday** for Wellness/P.E.
-  Students should bring a jacket our classroom is often chilly!
-  Please do not send individual pencil sharpeners to school.
-  Scholastic Books may be ordered online- You will find the link under the Parents Link on the class website.

 **Assignments for the Week:** The assignments for the week are listed on the **Assignment Page** on the class website. This is found under the Assignments tab at the top of the class website. Most assignments each week are sent home on Monday if we are in school and on Tuesday if we are not. The assignments are sent home so that students can complete them during the week as time allows and return them on Friday.

 **Newsletter:** The newsletter on the class website has all the information for the week and curriculum that we are covering in class. This is found under the Newsletter tab at the top of the class website.

 **Distance Learning Online Platforms:** These are optional unless assigned and listed on the Assignment Page. We will use these in class at times when we begin using iPads. These provide ways to practice that are fun, providing a quick review and reinforcement of foundational skills.

 **Word Study Spelling Boxes:** Student will select 3 (three) activities to complete during the week and return to school on Friday.

 **Student of the Week:** Beau Garner September 11-15, 2023

Photos of Zoe Student of the Week September 5-8, 2023



Zoe's parents brought her dirt bike, a KTM 50, for her student of the week sharing time. She has been riding for a few years and just recently got upgraded to this new bike. This is her first gas powered bike. Zoe is hoping to start racing this fall.

We will have one student each week that will be the student of the week. Students will return the poster to school on the Monday of the week they are Student of the Week, unless Monday is a holiday then return it to school on Tuesday. Students may bring individually wrapped singles serving snacks to handout if they would like to. Reminder: We do have students with nut and food coloring allergies.

If you would like to a family member may:

1. Send a PowerPoint to share about the student, their career or interesting hobby.
2. Schedule a time to talk to the class about their student, read a story, talk about their career or tell about an interesting hobby. Example: Monday morning between 8:15-8:40 or Thursday morning between 8:15-8:40.

Reminder: Family members of students with food allergies you may send a Ziploc bag with some "safe snack" options labeled with the student's name that will be kept for this purpose. I will keep them in the Observation Room.

 **Word Study:**

Word Study Pre Assessment- Will Be On Monday
(unless Monday is a holiday then we will test on Tuesday)
Word Study Assessment -Will Be On Friday

If the student makes 100% on Monday they will be allowed to select 12 new words for the week. The new words should be emailed to me on Monday night or written and returned to school on Tuesday morning. The words will be used in journal writing, class assignments and the Word Study Assessment on Friday.



Social Studies:

Citizenship
Classroom Community Building Activities
Scholastic News
Inspiring Americans



Sharing: No Sharing This Week

Date: September 11-15, 2023

***The Sharing Schedule will be amended as needed*



My Math: Topic 1 Addition Stories

Essential Question: How do you add numbers?

In This Chapter We Will...

Students will use manipulatives to model addition stories.

Students will represent and solve problems involving addition and subtraction.

Students will add two parts to make a whole.

Students will understand and apply properties of operations and the relationship between addition and subtraction.

Students will add and subtract equations within 20.

Focus/Objectives

- Students will use manipulatives to model addition stories. (Lesson 1)
- Students will add two parts to make a whole. (Lesson 2)
- Students will write number sentences to solve problems. (Lesson 3)
- Students will find sums by adding zero. (Lesson 4)
- Students will write addition facts horizontally and vertically. (Lesson 5)
- Students will write a number sentence to solve problems. (Lesson 6)

- Students will use counters to make sums of 4 and 5 in different ways. (Lesson 7)
- Students will use counters to make sums of 6 and 7 in different ways. (Lesson 8)
- Students will use counters to make sums of 8 in different ways. (Lesson 9)
- Students will use counters to make sums of 9 in different ways. (Lesson 10)
- Students will use a ten-frame and counters to make sums of 10 in different ways. (Lesson 11)
- Students will identify missing parts of 10. (Lesson 12)
- Students will identify math statements as true or false. (Lesson 13)

Essential Understanding For Students (Mathematical Practices):

- Make sense of problems and persevere in solving them. (Lesson 1,2,3,4,5,6,8,9,10,11,12)
- Reason abstractly and quantitatively. (Lesson 1,2,3,4,5,7,8,9,10,11,12,13)
- Construct viable arguments and critique the reasoning of others. (Lesson 1,2,5,6,8,9,10,11,12,13)
- Model with mathematics. (Lesson 1,4,5,6,7,8,9,10,12,13)
- Look for and make use of structure. (Lesson 2,3,6,7,10,11,12,13)
- Use appropriate tools strategically. (Lesson 2,3,4,8,9,11,12,13)
- Attend to precision. (Lesson 1,4,5,7,9)
- Look for and express regularity in repeated reasoning. (Lesson 2,4,7,10,12)

Major Cluster

- Students will represent and solve problems involving addition and subtraction. (Lesson 1,2,3,6,7)
- Students will understand and apply properties of operations and the relationship between addition and subtraction. (Lesson 4)
- Students will add and subtract within 20. (Lesson 5,8,9,10,11)
- Students will work with addition and subtraction equations. (Lesson 12,13)

1.OA.1 Use addition and subtraction within 20 to solve problems involving situations of adding to, taking from, putting together, taking apart, and comparing, with unknowns in all problems. (Lesson 1,2,3,6)

1.OA.3 Apply properties of operations as strategies to add and subtract. (Lesson 4)

1.OA.6 Add and subtract within 20, demonstrating fluency for addition and subtraction within 10. Use strategies such as counting on, making ten, decomposing a number leading to a ten, using the relationship between addition and subtraction, and creating equivalent but easier or known sums. (Lesson 5,7,8,9,10,11)

1.OA.7 Understand the meaning of the equal sign and determine if equations involving addition and subtraction are true or false. (Lesson 13)

1.OA.8 Determine the unknown whole number in an addition or subtraction equation relating three whole numbers. (Lesson 12)

Vocabulary: number, part, add, whole, equals, sum, addition number sentence, plus, zero, in all, some, false, true



Writing: Review Alphabet Letters and Numbers

Alphabet Letter and Numeral Practice in our Handwriting Books

At home when students are writing please encourage the correct pencil grip and formation of letters and numbers. With continued practice students will master and develop the fine motor skills required to write legibly.

In class we are working on: Writing letters correctly and writing complete sentences

Students are learning to ask themselves questions when writing:

1. Did I spell the words correctly? What resources could I use for help?
2. Did I begin the sentence with a capital letter?
3. Were all the proper nouns capitalized?
4. Are my letters spaced correctly? Are they legible?
5. Did I use correct punctuation in my writing?
6. Do my words make sense to others reading the sentence?



Handwriting: We are using the Zaner-Bloser Handwriting Method to help students to become more effective communicators. Zaner-Bloser provides consistent instruction in an ongoing manner. Research indicates this has proven to be an important component for overall literacy development. Students are developing effective communication skills with developmentally appropriate handwriting instruction, which has proven to lead to stronger literacy skills.

Zaner-Bloser Handwriting ©2012



Communication Arts: Reading

Selecting Books for Book Boxes and Beginning Book Clubs

Students will be working in cooperative groups to explore books with a common theme. Each Week groups practice a variety of skills and read books on their

appropriate instructional level.



Self-Guided Reading: Book Club Books

The books each week all have one common theme with a variety of Lexiles. Children are allowed to select their book for book club based upon interest. There are differentiated lessons to complete after reading their selected book.



Science: All About Plants

1.LS3.A.1 Make observations to construct an evidence based account that young plants and animals are like, but not exactly like, their parents. [Clarification Statement: Examples of patterns could include features plants or animals share. Examples of observations could include leaves from the same kind of plant are the same shape but can differ in size; and, a particular breed of dog looks like it's parents but is not exactly the same.



Email: MelindaHammerschmidt@MissouriState.edu